



HEERF Fund Annual Report - Year One

In Progress

Last Modified: kristine.dimemmo@rcc.edu - 5/3/2022, 11:28:55 AM

- 1
- 2
- 3
- 4
- 5
- 6
- 7
- 8
- 9
- 10
- 11 **Review**

Instructions

RIVERSIDE COMMUNITYCOLLEGE DISTRICT/RIVERSIDE CITY COLLEGE - Review

Expand All

Collapse All

General Information

Institutional Identifiers and Contact Information:

Institution Name

RIVERSIDE COMMUNITYCOLLEGE DISTRICT/RIVERSIDE CITY COLLEGE

DUNS#

110250284

Please identify the OPEID(s) for this institution:

Please report on these HEERF grant PR/Award Numbers:

PR Number 1
P425E202138 (Student Aid)

Awarded Amount 1
\$5,415,766.00

PR Number 2
P425F201895 (Institutional Aid)

Awarded Amount 2
\$5,415,766.00

PR Number 3
P425L200288 (MSIs)

Awarded Amount 3
\$687,929.00

Total Awarded Amount

Total Awarded Amount
\$11,519,461.00

Who is the lead contact for this annual data collection?

Name
Kristine DiMemmo

Title
Vice President, Planning & Development

Telephone
(951) 222-8444

E-mail
kristine.dimemmo@rcc.edu

Funds Expended



1) Did you expend all of your HEERF funds prior to the end of the reporting period, making this your final annual report? *


Yes


No

Websites

2) Reporting on institution websites:


http://www.rcc.edu/student-support/cares_act.html

- a) CARES HEERF quarterly reporting webpage URL:
- b) Student Portion Reporting: Provide all active website URLs posted by your campus, or by the institution on behalf of your campus(es), as required by the August 31 notice in the Federal Register  (including any URLs that are still active that provide archived information).

- c) Institutional Portion, (a)(2), and (a)(3) Reporting: Provide all active website URLs posted by your campus, or by institutions on behalf of your campus(es) as required by the quarterly Higher Education Emergency Relief Fund (HEERF) Data Collection Form  (including any URLs that are still active that provide archived information).

http://www.rcc.edu/covid_funding_resources/Pages/Index.aspx

Student Eligibility

- 3) How did your institution determine which students were eligible  to receive emergency financial aid grants under any of the CARES Act HEERF programs?

a) My institution has received an Institutional Student Information Record (ISIR) or Student Aid Report (SAR) on file that verifies student eligibility for Title IV federal student aid (Title IV aid).

Yes

No

b) My institution allowed students to attest to their eligibility for Title IV aid by completing an alternative application form developed by the institution for this purpose.

Yes

No

c)

Yes

No

Aid Determination



4) How did your institution determine which students received emergency financial aid grants to students and how much each student would receive? Please indicate if any of the following strategies were used.

4.1) Did you distribute the same amount to all eligible students regardless of different circumstances? *



Yes

No

Aid Distribution



5) How did your institution distribute the emergency financial aid grants to students?

a) Checks

Yes

No

b) Electronic funds transfer/Direct deposit

Yes

No

c) Debit cards

Yes

No

d) Payment apps

Yes

No

e) Other

Yes

No

Emergency Grants



6) Did your institution provide any instructions, directions, or guidance to students (e.g. FAQs) about the emergency financial aid grants upon disbursement? *

Yes

No

Emergency Financial Aid



7) Use the instructions noted in the Appendix to complete the following table

Emergency Financial Aid Grants Awarded to Students (direct grants and amounts reimbursed)

| Number of Students | Amount Disbursed - Section 18004(a)(1) | Amount Disbursed - Section 18004(a)(2) | Minimum and Maximum |
|--------------------|--|--|---------------------|
|--------------------|--|--|---------------------|

Number of Eligible Students

7.1) How many students were eligible to receive HEERF emergency grants made available under section 18004 of the CARES Act



7.1.1) All HEERF Emergency Financial Aid Grant eligible students

19,193

7.1.2) Undergraduates

i) Full-time students



Pell grant recipient
3,262

a)



Non-Pell grant recipient
3,022

b)

ii) Part-time students

| | | |
|----|----------------------|--------------------------|
| | Pell grant recipient | Non-Pell grant recipient |
| a) | 3,765 | 9,144 |
| b) | | |

7.1.3) Graduates


| | |
|----------------------|----------------------|
| ▶ Full-time students | ▶ Part-time students |
| Full-time students | Part-time students |
| 0 | 0 |

Number of HEERF Student Recipients – Emergency Grants to Students (unduplicated)

7.2) How many students received emergency financial aid grants provided under Section 18004 of the CARES Act? (unduplicated across all HEERF sections)

7.2.1) All HEERF Emergency Financial Aid Grant eligible students 5,423

7.2.2) Undergraduates 

i) Full-time students 



Pell grant recipient
791

a)



Non-Pell grant recipient
1,185

b)

ii) Part-time students

Pell grant recipient
884

a)

Non-Pell grant recipient
2,563

b)

7.2.3) Graduates

▶ Full-time students

Full-time students
0

▶ Part-time students

Part-time students
0


Summary

The amounts displayed under the Summary section are auto-calculated based on the responses entered in the Number of HEERF Student Recipients and the HEERF Amount Disbursed questions

HEERF Amount of Grants Disbursed

What was the amount of grants disbursed to students through all HEERF funds?

Undergraduates 

i) Full-time students 

 Pell grant recipient
\$395,500.00

a)

 Non-Pell grant recipient
\$592,500.00

b)

ii) Part-time students

a) Pell grant recipient
\$437,000.00

b) Non-Pell grant recipient
\$1,269,500.00

Graduates

i) Full-time students

Full-time students
\$0.00

ii) Part-time students

Part-time students
\$0.00

Average HEERF Amount Awarded

Among students who received HEERF emergency financial aid grants, what was the average award amount per student?

\$496.87



i)



a) Pell grant recipient
\$500.00



b) Non-Pell grant recipient
\$500.00

a)

b)

ii)

a) Pell grant recipient
\$494.34

b) Non-Pell grant recipient
\$495.32

a)

b)

Full-time students
\$0.00

Part-time students
\$0.00

Funds Expended Categories ^

8) Provide the total amount of HEERF funds expended on the categories provided.

Please note that the CARES Act prohibits the use of funding for the provision of pre-enrollment recruitment activities; endowments; or capital outlays associated with facilities related to athletics, sectarian instruction, or religious worship. In addition, please note that this template is meant to serve as a guide, and therefore IHEs are not required to categorize amounts in every category listed but only those that IHEs found applicable to their unique circumstances. Lastly, reported numbers should be consistent with previously published quarterly funding reports (the sum of quarterly reports should equal the value of the annual report).

8.1) Providing additional emergency financial aid grants to students



Amount in (a)(3) Institutional ...

\$0

Amount in (a)(2) dollars, if appli ...

\$0

Amount in (a)(2) dollars, if appli ...

\$0

Explanatory Note

No funds spent

8.2) Providing reimbursements for tuition, housing, room and board, or other fee refunds.

Amount in (a)(2) Institutional d...
\$0

Amount in (a)(2) dollars, if appli...
\$0

Amount in (a)(2) dollars, if appli...
\$0

Explanatory Note

No funds spent

8.3) Providing tuition discounts.

Amount in (a)(2) Institutional d...
Not Applicable

Amount in (a)(2) dollars, if appli...
\$0

Amount in (a)(2) dollars, if appli...
\$0

Explanatory Note

No funds spent

8.4) Covering the cost of providing additional technology hardware to students, such as laptops or tablets, or covering the added cost of technology fees.

Amount in (a)(2) Institutional d...
\$313,973

Amount in (a)(2) dollars, if appli...
\$0

Amount in (a)(2) dollars, if appli...
\$0

Explanatory Note

Laptops and hot spots for low-income students who lacked the technology to take classes online

8.5) Providing or subsidizing the costs of high-speed internet to students or faculty to transition to an online environment

Amount in (a)(1) Institutional ...

\$27,194

Amount in (a)(2) dollars, if appli ...

\$0

Amount in (a)(3) dollars, if appli ...

\$0

Explanatory Note

Hotspots for students to facilitate online instruction at home

8.6) Subsidizing off-campus housing costs due to dormitory closures or decisions to limit housing to one student per room; subsidizing housing costs to reduce housing density; paying for hotels or other off-campus housing for students who need to be isolated; paying travel expenses for students who need to leave campus early due to coronavirus infections or campus interruptions

Amount in (a)(1) Institutional ...

\$0

Amount in (a)(2) dollars, if appli ...

\$0

Amount in (a)(3) dollars, if appli ...

\$0

Explanatory Note

No funds spent

8.7) Subsidizing food service to reduce density in eating facilities, to provide pre-packaged meals, or to add hours to food service operations to accommodate social distancing.

Amount in (a)(1) Institutional d...

\$0

Amount in (a)(2) dollars, if appli...

\$0

Amount in (a)(3) dollars, if appli...

\$0

Explanatory Note

No funds spent

8.8) Costs related to operating additional class sections to enable social distancing, such as those for hiring more instructors and increasing campus hours of operations.

Amount in (a)(1) Institutional d...

\$0

Amount in (a)(2) dollars, if appli...

\$0

Amount in (a)(3) dollars, if appli...

\$0

Explanatory Note

No funds spent

8.9) Campus safety and operations.



Amount in (a)(1) Institutional d...

\$61,970

Amount in (a)(2) dollars, if appli...

\$0

Amount in (a)(3) dollars, if appli...

\$0

Cleaning supplies, masks, and other safety materials

8.10)

Amount in (a)(3) Institutional ...

\$16,210

Amount in (a)(2) dollars, if appli ...

\$0

Amount in (a)(3) dollars, if appli ...

\$0

Instructional supplies, including music software, microscopes, lab kits, etc.

8.11)

Amount in (a)(3) Institutional ...

Not Applicable

Amount in (a)(2) dollars, if appli ...

\$0

Amount in (a)(3) dollars, if appli ...

\$0

No funds spent

8.12)



Amount in (a)(1) Institutional ...

Not Applicable

Amount in (a)(2) dollars, if app! ...

\$0

Amount in (a)(3) dollars, if app! ...

\$0

No funds spent

8.13)

Amount in (a)(1) Institutional ...

\$253,717

Amount in (a)(2) dollars, if app! ...

\$0

Amount in (a)(3) dollars, if app! ...

\$0

Professional development and support for faculty as they converted their on-ground classes to online instruction

8.14)

Amount in (a)(3) Institutional ...
\$122,973

Amount in (a)(2) dollars, if app! ...
\$0

Amount in (a)(2) dollars, if app! ...
\$0

Software to facilitate online academic counseling services for students. Software to facilitate online academic counseling services for students.

8.15)



Amount in (a)(3) Institutional ...
\$0

Amount in (a)(2) dollars, if app! ...
Not Applicable

Amount in (a)(2) dollars, if app! ...
Not Applicable

No funds spent

8.16)



Amount in (a)(2) Institutional d...

Not Applicable

Amount in (a)(2) dollars, if app...

\$0

Amount in (a)(2) dollars, if app...

\$0

No funds spent

8.17)

Amount in (a)(2) Institutional d...

\$796,037.00

Amount in (a)(2) dollars, if app...

\$0.00

Amount in (a)(2) dollars, if app...

\$0.00

8.18)

Total Expenditures

\$796,037.00

Students Who Received Funds



- 9) Provide the number of students who ever received HEERF grant funds in the reporting period and their enrollment status at the end reporting period

| | |
|--|--------|
| a) How many students received emergency financial aid grants through any of the HEERF funds? | 5,423 |
| b) How many of the students who ever received HEERF Emergency Financial Aid Grants dropped out (withdrawal without a completion record or return to school since receiving funds)? | 1,836 |
| c) How many of the students who ever received HEERF Emergency Financial Aid Grants are still enrolled at your institution? | 4,400 |
| d) How many of the students who ever received HEERF Emergency Financial Aid Grants have completed their program of study at your institution? | 942 |
| e) Withdrawal rate for students who received HEERF Emergency Financial Aid Grants | 33.86% |

Full-Time Equivalent (FTE) Positions

10) Provide the number of full-time equivalent (FTE) positions as of the listed reporting dates.

(The number of FTE positions includes all staff regardless of whether the position is funded by Federal, State, local, or other funds—including instructional and non-instructional staff and contractors—and equals the sum of the number of full-time positions plus the full-time equivalent of the number of part-time positions.)

Full-time equivalent (FTE) positions as of September 30, 2018

722.6

Full-time equivalent (FTE) positions as of September 30, 2019

800.4

Full-time equivalent (FTE) positions as of March 13, 2020

823.8

Full-time equivalent (FTE) positions on the last day of the reporting period

837.6

Previous

Cancel

Submit

Export Data

End Notes



Burden Statement



— 1 — 2 — 3 — 4 — 5 — 6 — 7 — 8 — 9 — 10 — 11 **Review**